



河南东川电气设备有限公司
Henan Dongchuan Electrical Equipment Co., Ltd

12V

型号: EDR-75-12

输出: 12V 6.3A 75W

输入: 100~240VAC

尺寸: 32*102*125mm
(宽*长*高)

6.3A



EDR-75-12

24V

型号: EDR-75-24

输出: 24V 3.2A 75W

输入: 100~240VAC

尺寸: 32*102*125mm
(宽*长*高)

3.2A



EDR-75-24

48V

型号: EDR-75-48

输出: 48V 1.6A 75W

输入: 100~240VAC

尺寸: 32*102*125mm
(宽*长*高)

1.6A



EDR-75-48

12V

型号: EDR-120-12

输出: 12V 10A 120W

输入: 100~240VAC

尺寸: 40*114*125mm
(宽*长*高)

10A



EDR-120-12

24V

型号: EDR-120-24

输出: 24V 5A 120W

输入: 100~240VAC

尺寸: 40*114*125mm
(宽*长*高)

5A



EDR-120-24

48V

型号: EDR-120-48

输出: 48V 2.5A 120W

输入: 100~240VAC

尺寸: 40*114*125mm
(宽*长*高)

2.5A



EDR-120-48

12V

型号: EDR-150-12

输出: 12V 12.5A 150W

输入: 100~240VAC

尺寸: 40*114*125mm
(宽*长*高)

12.5A



EDR-150-12

24V

型号: EDR-150-24

输出: 24V 6.5A 150W

输入: 100~240VAC

尺寸: 40*114*125mm
(宽*长*高)

6.5A



EDR-150-24

EDR series switching power supply

48V

型号: EDR-150-48

输出: 48V 3.1A 150W

输入: 100~240VAC

尺寸: 40*114*125mm
(宽*长*高)

3.1A



EDR-150-48

12V

型号: EDR-240-12

输出: 12V 20A 240W

输入: 100~240VAC

尺寸: 63*113*125mm
(宽*长*高)

20A



EDR-240-12

24V

型号: EDR-240-24

输出: 24V 10A 240W

输入: 100~240VAC

尺寸: 63*113*125mm
(宽*长*高)

10A



EDR-240-24

48V

型号: EDR-240-48

输出: 48V 5A 240W

输入: 100~240VAC

尺寸: 63*113*125mm
(宽*长*高)

5A



EDR-240-48

EDR series switching power supply

24V

型号: EDR-480-24

输出: 24V 20A 480W

输入: 200~240VAC

尺寸: 85.5*128.5*125mm
(宽*长*高)



20A

EDR-480-24

48V

型号: EDR-480-48

输出: 48V 10A 480W

输入: 200~240VAC

尺寸: 85.5*128.5*125mm
(宽*长*高)



10A

EDR-480-48

NDR series switching power supply

12V

型号: NDR-75-12

输出: 12V 6.3A 75W

输入: 100~240VAC

尺寸: 32*102*125mm
(宽*长*高)



6.3A

NDR-75-12

24V

型号: NDR-75-24

输出: 24V 3.2A 75W

输入: 100~240VAC

尺寸: 32*102*125mm
(宽*长*高)



3.2A

NDR-75-24

48V

型号: NDR-75-48

输出: 48V 1.6A 75W

输入: 100~240VAC

尺寸: 32*102*125mm
(宽*长*高)

1.6A



NDR-75-48

12V

型号: NDR-120-12

输出: 12V 10A 120W

输入: 100~240VAC

尺寸: 40*114*125mm
(宽*长*高)

10A



NDR-120-12

24V

型号: NDR-120-24

输出: 24V 5A 120W

输入: 100~240VAC

尺寸: 40*114*125mm
(宽*长*高)

5A



NDR-120-24

48V

型号: NDR-120-48

输出: 48V 2.5A 120W

输入: 100~240VAC

尺寸: 40*114*125mm
(宽*长*高)

2.5A



NDR-120-48

12V

型号: NDR-150-12

输出: 12V 12.5A 150W

输入: 100~240VAC

尺寸: 40*114*125mm
(宽*长*高)

12.5A



NDR-150-12

24V

型号: NDR-150-24

输出: 24V 6.5A 150W

输入: 100~240VAC

尺寸: 40*114*125mm
(宽*长*高)

6.5A



NDR-150-24

48V

型号: NDR-150-48

输出: 48V 3.1A 150W

输入: 100~240VAC

尺寸: 40*114*125mm
(宽*长*高)

3.1A



NDR-150-48

12V

型号: NDR-240-12

输出: 12V 20A 240W

输入: 100~240VAC

尺寸: 63*113*125mm
(宽*长*高)

20A



NDR-240-12

24V

型号: NDR-240-24

输出: 24V 10A 240W

输入: 100~240VAC

尺寸: 63*113*125mm
(宽*长*高)

10A



NDR-240-24

48V

型号: NDR-240-48

输出: 48V 5A 240W

输入: 100~240VAC

尺寸: 63*113*125mm
(宽*长*高)

5A



NDR-240-48

24V

型号: NDR-480-24

输出: 24V/20A/480W

输入: 200~240VAC

尺寸: 85.5*128.5*125mm
(宽*长*高)

20A



NDR-480-24

48V

型号: NDR-480-48

输出: 48V/10A/480W

输入: 200~240VAC

尺寸: 85.5*128.5*125mm
(宽*长*高)

10A



NDR-480-48

5V

型号: DR-15-5

输出: 5V 2.4A 15W

输入: 100~240VAC

尺寸: 25*56*93mm
(宽*长*高)

2.4A



DR-15-5

12V

型号: DR-15-12

输出: 12V 1.25A 15W

输入: 100~240VAC

尺寸: 25*56*93mm
(宽*长*高)

1.25A



DR-15-12

24V

型号: DR-15-24

输出: 24V 0.63A 15W

输入: 100~240VAC

尺寸: 25*56*93mm
(宽*长*高)

0.63A



DR-15-24

5V

型号: DR-30-5

输出: 5V 6A 30W

输入: 100~240VAC

尺寸: 78*56*93mm
(宽*长*高)



6A

DR-30-5


12V

型号: DR-30-12

输出: 12V 2.5A 30W

输入: 100~240VAC

尺寸: 78*56*93mm
(宽*长*高)



2.5A

DR-30-12


24V

型号: DR-30-24

输出: 24V 1.25A 30W

输入: 100~240VAC

尺寸: 78*56*93mm
(宽*长*高)



1.25A

DR-30-24


12V

型号: DR-45-12

输出: 12V 3.7A 45W

输入: 100~240VAC

尺寸: 78*56*93mm
(宽*长*高)



3.7A

DR-45-12


24V

型号: DR-45-24

输出: 24V 2A 45W

输入: 100~240VAC

尺寸: 78*56*93mm
(宽*长*高)



2A

DR-45-24


5V

型号: DR-60-5

输出: 5V 6.5A 60W

输入: 100~240VAC

尺寸: 78*56*93mm
(宽*长*高)



6.5A

DR-60-5

12V

型号: DR-60-12

输出: 12V 5A 60W

输入: 100~240VAC

尺寸: 78*56*93mm
(宽*长*高)



5A

DR-60-12


24V

型号: DR-60-24

输出: 24V 2.5A 60W

输入: 100~240VAC

尺寸: 78*56*93mm
(宽*长*高)



2.5A

DR-60-24

12V

型号: DR-75-12

输出: 12V 6.3A 75W

输入: 100~240VAC

尺寸: 56*100*125mm
(宽*长*高)

6.3A



DR-75-12

24V

型号: DR-75-24

输出: 24V 3.2A 75W

输入: 100~240VAC

尺寸: 56*100*125mm
(宽*长*高)

3.2A



DR-75-24

12V

型号: DR-100-12

输出: 12V 7.5A 100W

输入: 100~240VAC

尺寸: 100*56*93mm
(宽*长*高)

7.5A



DR-100-12

24V

型号: DR-100-24

输出: 24V 4.2A 100W

输入: 100~240VAC

尺寸: 100*56*93mm
(宽*长*高)

4.2A



DR-100-24

DR series switching power supply

12V


型号: DR-120-12

输出: 12V 10A 120W

输入: 100~240VAC

尺寸: 66*100*125mm
(宽*长*高)

10A



DR-120-12

24V


型号: DR-120-24

输出: 24V 5A 120W

输入: 100~240VAC

尺寸: 66*100*125mm
(宽*长*高)

5A



DR-120-24

DRP series switching power supply

12V

型号: DRP-240-12

输出: 12V 20A 240W

输入: 100~240VAC

尺寸: 125*100*125mm
(宽*长*高)

20A



DRP-240-12

24V

型号: DRP-240-24

输出: 24V 10A 240W

输入: 100~240VAC

尺寸: 125*100*125mm
(宽*长*高)

10A



DRP-240-24

DRP series switching power supply

12V

型号: DRP-480-12

输出: 12V 40A 480W

输入: 100~240VAC

尺寸: 125*100*125mm
(宽*长*高)



40A

DRP-480-12

24V

型号: DRP-480-24

输出: 24V 20A 480W

输入: 100~240VAC

尺寸: 125*100*125mm
(宽*长*高)



20A

DRP-480-24

MDR series switching power supply

12V

型号: MDR-20-12

输出: 12V 1.67A

输入: 100~240VAC

尺寸: 22.5*90*100mm
(宽*高*长)



1.67A

MDR-20-12

24V

型号: MDR-20-24

输出: 24V 1A

输入: 100~240VAC

尺寸: 22.5*90*100mm
(宽*高*长)



1A

MDR-20-24

12V

型号: MDR-40-12

输出: 12V 3.33A 40W

输入: 100~240VAC

尺寸: 40*90*100mm
(宽*高*长)

3.33A



MDR-40-12

24V

型号: MDR-40-24

输出: 24V 1.7A 40W

输入: 100~240VAC

尺寸: 40*90*100mm
(宽*高*长)

1.7A



MDR-40-24

12V

型号: MDR-60-12

输出: 12V 5A 60W

输入: 100~240VAC

尺寸: 40*90*100mm
(宽*高*长)

5A



MDR-60-12

24V

型号: MDR-60-24

输出: 24V 2.5A 60W

输入: 100~240VAC

尺寸: 40*90*100mm
(宽*高*长)

2.5A



MDR-60-24

MDR series switching power supply

12V

型号: MDR-100-12

输出: 12V 7.5A 100W

输入: 100~240VAC

尺寸: 55*90*100mm
(宽*高*长)

7.5A



MDR-100-12

24V

型号: MDR-100-24

输出: 12V 7.5A 100W

输入: 100~240VAC


尺寸: 55*90*100mm
(宽*高*长)

4A



MDR-100-24

12V Switching Power Supply IP20



MODEL	OUTPUT
S-12-12	12V1A
WEIGHT	SIZE
55g	70*40*30mm



MODEL	OUTPUT
S-25-12	12V2A
WEIGHT	SIZE
122g	85*57*34mm



MODEL	OUTPUT
S-40-12	12V3.2A
WEIGHT	SIZE
180g	110*78*36mm



MODEL	OUTPUT
S-60-12	12V5A(SMALL)
WEIGHT	SIZE
190g	110*78*36mm



MODEL	OUTPUT
S-60-12	12V5A(BIG)
WEIGHT	SIZE
310g	158*97*42mm



MODEL	OUTPUT
S-100-12	12V8.5A
WEIGHT	SIZE
340g	158*97*42mm

12V Switching Power Supply IP20



MODEL	OUTPUT
S-120-12	12V10A
WEIGHT	SIZE
461g	199*97*42mm



MODEL	OUTPUT
S-150-12	12V12.5A
WEIGHT	SIZE
470g	199*97*42mm



MODEL	OUTPUT
S-180-12	12V15A
WEIGHT	SIZE
500g	199*97*42mm



MODEL	OUTPUT
S-200-12	12V16.5A
WEIGHT	SIZE
500g	199*97*42mm



MODEL	OUTPUT
S-250-12	12V20A
WEIGHT	SIZE
613g	199*109*50mm



MODEL	OUTPUT
S-250-12	12V20A(FAN)
WEIGHT	SIZE
620g	199*109*50mm

12V Switching Power Supply IP20



MODEL	OUTPUT
S-360-12	12V30A(FAN)
WEIGHT	SIZE
783g	215*115*50mm



MODEL	OUTPUT
S-480-12	12V40A(SMALL)
WEIGHT	SIZE
785g	215*115*50mm



MODEL	OUTPUT
S-480-12	12V40A(FAN)
WEIGHT	SIZE
1360g	240*125*65mm



MODEL	OUTPUT
S-600-12	12V50A(FAN)
WEIGHT	SIZE
1625g	242*131*68mm

24V Slim Switching Power Supply IP20



MODEL	OUTPUT
S-25-24	24V1A
WEIGHT	SIZE
122g	85*57*34mm



MODEL	OUTPUT
S-50-24	24V2A
WEIGHT	SIZE
179g	110*78*36mm



MODEL	OUTPUT
S-75-24	24V3A(SMALL)
WEIGHT	SIZE
190g	110*78*36mm



MODEL	OUTPUT
S-75-24	24V3A(BIG)
WEIGHT	SIZE
300g	158*97*42mm



MODEL	OUTPUT
S-120-24	24V5A(SMALL)
WEIGHT	SIZE
320g	158*97*42mm



MODEL	OUTPUT
S-120-24	24V5A(BIG)
WEIGHT	SIZE
448g	199*97*42mm

24V Slim Switching Power Supply IP20



MODEL	OUTPUT
S-180-24	24V7.5A
WEIGHT	SIZE
462g	199*97*42mm



MODEL	OUTPUT
S-250-24	24V10A
WEIGHT	SIZE
632g	199*109*50mm



MODEL	OUTPUT
S-360-24	24V15A(FAN)
WEIGHT	SIZE
778g	215*112*50mm



MODEL	OUTPUT
S-500-24	24V20A
WEIGHT	SIZE
1352g	240*125*65mm



MODEL	OUTPUT
S-600-24	24V25A
WEIGHT	SIZE
1620g	242*131*68mm

5V Switching Power Supply IP20



MODEL	OUTPUT
S-10-5	5V2A
WEIGHT	SIZE
55g	70*40*30mm



MODEL	OUTPUT
S-20-5	5V3.8A
WEIGHT	SIZE
122g	85*57*34mm



MODEL	OUTPUT
S-25-5	5V5.5A
WEIGHT	SIZE
181g	110*78*36mm



MODEL	OUTPUT
S-50-5	5V10A(SMALL)
WEIGHT	SIZE
201g	110*78*36mm



MODEL	OUTPUT
S-50-5	5V10A(BIG)
WEIGHT	SIZE
308g	158*97*42mm



MODEL	OUTPUT
S-100-5	5V20A
WEIGHT	SIZE
473g	199*97*42mm

5V Switching Power Supply IP20



MODEL	OUTPUT
S-150-5	5V30A
WEIGHT	SIZE
538g	199*97*42mm

MODEL	OUTPUT
S-200-5	5V40A
WEIGHT	SIZE
657g	199*109*50mm



MODEL	OUTPUT
S-200-5	5V40A(FAN)
WEIGHT	SIZE
660g	199*109*50mm

MODEL	OUTPUT
S-300-5	5V60A
WEIGHT	SIZE
770g	215*112*50mm

3V Switching Power Supply IP20



3V15W



3V30W



3V60W



3V90W



3V120W



3V180W

MODEL	OUTPUT	WEIGHT	SIZE
S-15-3	3V5A	181g	110*78*36mm
S-30-3	3V10A	308g	158*97*42mm
S-60-3	3V20A	473g	199*97*42mm
S-90-3	3V30A	538g	199*97*42mm
S-120-3	3V40A	657g	199*109*50mm
S-180-3	3V60A(FAN)	770g	215*112*50mm

6V Switching Power Supply IP20



6V60W



6V120W



6V180W



6V240W



6V300W

MODEL	OUTPUT	WEIGHT	SIZE
S-60-6	6V10A	308g	158*97*42mm
S-120-6	6V20A	473g	199*97*42mm
S-180-6	6V30A	538g	199*97*42mm
S-240-6	6V40A	657g	199*109*50mm
S-300-6	6V50A(FAN)	770g	215*112*50mm

9V Switching Power Supply IP20



9V18W



9V45W



9V90W



9V180W



9V270W

MODEL	OUTPUT	WEIGHT	SIZE
S-18-9	9V2A	122g	85*57*34mm
S-45-9	9V5A	369g	158*97*42mm
S-90-9	9V10A	461g	199*97*42mm
S-180-9	9V20A	613g	199*109*50mm
S-270-9	9V30A(FAN)	783g	215*112*50mm

13.8V/15V Switching Power Supply IP20



13.8V414W



15V30W



15V75W



15V150W



15V300W

MODEL	OUTPUT	WEIGHT	SIZE
S-400-13.8	13.8V30A(FAN)	783g	215*112*50mm
S-30-15	15V2A	122g	85*57*34mm
S-75-15	15V5A	369g	158*97*42mm
S-150-15	15V10A	461g	199*97*42mm
S-300-15	15V20A	613g	199*109*50mm

18V Switching Power Supply IP20



18V36W



18V54W



18V54W



18V90W



18V135W



18V360W

MODEL	OUTPUT	WEIGHT	SIZE
S-36-18	18V2A	179g	110*78*36mm
S-54-18	18V3A(SMALL)	185g	110*78*36mm
S-54-18	18V3A(BIG)	304g	158*97*42mm
S-90-18	18V5A	448g	199*97*42mm
S-135-18	18V7.5A	462g	199*97*42mm
S-180-18	18V10A	632g	199*109*50mm
S-270-18	18V15A	778g	215*112*50mm
S-360-18	18V20A	783g	215*112*50mm

36V Switching Power Supply IP20



36V70W



36V180W



36V360W

MODEL	OUTPUT	WEIGHT	SIZE
S-70-36	36V2A	330g	158*98*42mm
S-180-36	36V5A	570g	199*97*42mm
S-360-36	36V10A(FAN)	900g	242*112*50mm

48V Switching Power Supply IP20



48V100W



48V145W



48V240W



48V360W



48V480W



48V720W

MODEL	OUTPUT	WEIGHT	SIZE
S-100-48	48V2A	375g	158*97*42mm
S-145-48	48V3A	480g	199*97*42mm
S-240-48	48V5A	650g	199*109*50mm
S-360-48	48V7.5A	900g	215*112*50mm
S-480-48	48V10A	1400g	240*122*63mm
S-600-48	48V15A	2000g	242*131*68mm

Multiple Output Switching Power Supply IP20



MODEL	SIZE
D-60X	158*98*40mm
OUTPUT	
24V3A 12V3A	



MODEL	SIZE
Q-60C	158*98*40mm
OUTPUT	
5V5A 24V1A ±15V1A	



MODEL	SIZE
D-60A	158*98*40mm
OUTPUT	
24V3A 5V2.5A	



MODEL	SIZE
T-60B	158*98*40mm
OUTPUT	
5V5A 12V2.5A -12V1A	



MODEL	SIZE
D-150N	198*98*42mm
OUTPUT	
24V5A 12V4A	



MODEL	SIZE
D-150N	198*102*45mm
OUTPUT	
24V5A 12V4A	

Ultra-thin Switching Power Supply IP20



5V300W



12V150W



12V250W



12V360W

MODEL	OUTPUT	WEIGHT	SIZE
T-300-5	5V60A(FAN)	625g	216*116*30mm
T-150-12	12V12.5A	360g	164*98*30mm
T-240-12	12V20A	565g	216*116*30mm
T-360-12	12V30A(FAN)	565g	216*116*30mm

Waterproof Switching Power Supply IP67



12V20W



12V30W



12V50W



12V80W



12V100W



12V250W

MODEL	OUTPUT	WEIGHT	SIZE
W-20-12	12V1.66A	195g	162*30*21mm
W-30-12	12V2.5A	236g	202*30*21mm
W-36-12	12V3A	241g	202*30*21mm
W-50-12	12V4.16A	436g	163*47*30mm
W-60-12	12V5A	440g	163*47*30mm
W-80-12	12V6.66A	880g	199*66*44mm
W-100-12	12V8.5A	880g	199*66*44mm
W-120-12	12V10A	900g	215*66*44mm
W-150-12	12V12.5A	940g	235*66*44mm
W-250-12	12V20A	1865g	225*120*56mm

Rainproof Switching Power Supply IP50



12V400W



24V400W



MODEL	OUTPUT	WEIGHT	SIZE
F-400-12	12V3.33A	587g	196*112*50mm
F-400-24	24V16.7A	587g	196*112*50mm



12V100W



12V150W



12V200W



12V300W

MODEL	OUTPUT	WEIGHT	SIZE
S-100-12	12V8.5A	185g	199*53*21mm
S-150-12	12V12.5A	270g	256*53*21mm
S-200-12	12V16.5A	300g	308*53*21mm
S-300-12	12V25A(FAN)	305g	308*53*21mm

12V Slim Switching Power Supply IP20



MODEL	OUTPUT	WEIGHT	SIZE
SPYM-200-48	48V4.17A	390g	208*63*30mm
SPYM-300-48	48V6.25A	510g	227*63*32mm
SPYM-200-12	12V16.6A	420g	287*49*29mm
SPYM-200-24	24V8.3A	420g	287*49*29mm
SPYM-300-48	48V6.25A	520g	329*46*30mm
SPYM-200-48	48V4.2A	430g	329*46*30mm

12V Slim Switching Power Supply IP20



12V60W



12V120W



12V150W



12V240W



12V360W

MODEL	OUTPUT	WEIGHT	SIZE
S-60-12	12V5A	166g	162*40*33mm
S-120-12	12V10A	216g	189*46*37mm
S-150-12	12V12.5A	356g	200*60*37mm
S-240-12	12V20A	405g	223*68*40mm
S-360-12	12V30A	527g	223*68*40mm

24V Slim Switching Power Supply IP20



24V70W




24V120W



24V240W

MODEL	OUTPUT	WEIGHT	SIZE
S-70-24	24V3A	166g	162*40*33mm
S-120-24	24V5A	216g	189*46*37mm
S-240-24	24V10A	405g	223*68*40mm


CCTV Power Supply



4CH



9CH



18CH

MODEL	OUTPUT	WEIGHT	SIZE
12V3A4CH	12V3A	70g	163*163*55mm
12V5A4CH	12V5A	800g	163*163*55mm
12V5A9CH	12V5A	1290g	205*235*55mm
12V10A9CH	12V10A	1340g	205*235*55mm
12V10A18CH	12V10A	1710g	317*210*53mm
12V15A18CH	12V15A	1770g	317*210*53mm
12V20A18CH	12V20A	2000g	317*220*63mm
12V30A18CH	12V30A	2150g	317*220*63mm

CCTV Power Supply with AC Plug



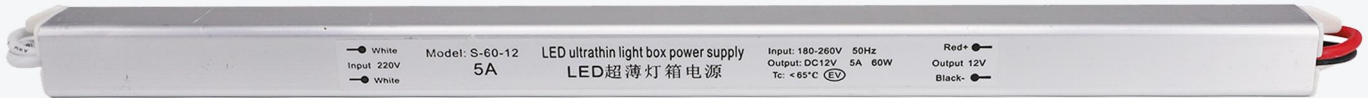
MODEL	OUTPUT	WEIGHT	SIZE
12V3A4CH	12V3A	70g	163*163*55mm
12V5A4CH	12V5A	800g	163*163*55mm
12V5A9CH	12V5A	1290g	205*235*55mm
12V10A9CH	12V10A	1340g	205*235*55mm
12V10A18CH	12V10A	1710g	317*210*53mm
12V15A18CH	12V15A	1770g	317*210*53mm
12V20A18CH	12V20A	2000g	317*220*63mm
12V30A18CH	12V30A	2150g	317*220*63mm

12V Adapter



MODEL	OUTPUT	WEIGHT	SIZE
SP-0601D	6V1A	60g	70*45*25mm
SP-1201D	12V1A	80g	85*45*25mm
SP-1202S	12V2A	130g	125*55*35mm
SP-1205	12V5A	180g	125*55*35mm
SP-1202F	12V2A	140g	75*50*30mm
SP-1210	12V18A	1050g	75*43*30mm

Led Ultra-thin Light box Power Supply



MODEL	OUTPUT	WEIGHT	SIZE
S-18-12	12V1.5A	50g	170*18*17mm
S-24-12	12V2A	60g	170*18*17mm
S-36-12	12V3A	80g	260*18*17mm
S-48-12	12V4A	90g	260*18*17mm
S-60-12	12V5A	110g	290*18*17mm

Rail Type Power Supply







MODEL	OUTPUT	WEIGHT	SIZE
S-75-12	12V6.3A	510g	32*125.2*102mm
S-120-12	12V10A	600g	40*125.2*113.5mm
S-75-24	24V3.2A	510g	32*125.2*102mm
S-120-24	24V5A	600g	40*125.2*113.5mm
S-150-24	24V6.5A	600g	40*125*114mm
S-75-48	48V1.6A	510g	32*125.2*102mm
S-120-48	48V2.5A	600g	40*125.2*113.5mm
S-15-12	12V1.25A	78g	17.5*90*54.5mm
S-18-12	12V2A	120g	35*90*54.5mm
S-30-12	12V4.5A	190g	52.5*90*54.5mm
S-15-24	24V0.63A	78g	17.5*90*54.5mm
S-30-24	24V1.5A	120g	35*90*54.5mm
S-60-24	24V2.5A	190g	52.5*90*54.5mm

AC/DC Power Cable



MODEL	WEIGHT	SIZE
DC 5.5 * 2.5	20g	260mm
DC 0.5	60g	1500mm
DC-2CORE	60g	1500mm
US-3CORE	120g	1220mm
UK-3CORE	90g	1100mm
DC-3CORE	140g	1220mm

Manufacturing Process



The Reception



Richard

Foreign Trade Manager

M:13673666744(whats app)

E:Shengjunli@qq.com

A:Zhengzhou, China

Tel:0371-55886624

W:www.dcdqsb.en.alibaba.com

C:Henan Dongchuan Electrical Equipment

